

**GURU RAM DASS EDUCATIONAL TRUST
INCOME & EXPENDITURE ACCOUNT
FOR THE YEAR ENDING 31ST MARCH, 2017**

Expenditure		SCH	Total (Rs.)	Income		SCH	Total (Rs.)
To	Advertisement & Publicity		2,60,850.00	By	Fees Received	"J"	3,20,73,720.00
To	Audit Fee		17,250.00	By	Indian Council of Social Science		10,000.00
To	Cartage		16,115.00	By	Saving Bank Interest		869.00
To	Bank Charges		33,132.66	By	Interest on FDR		5,27,950.00
To	Building Repair, Insurance & Tax		2,47,905.00				
To	Cleaniness material		7,787.00				
To	Cultural Activities		2,23,526.00				
To	Car Repair		24,143.00				
To	Computer Maintenance		18,339.00				
To	Diesel for Car & Generator Set		1,77,641.00				
To	Electricity Bill		2,35,470.00				
To	EPF Deposited		75,714.00				
To	Diwali Gift Expenses		1,380.00				
To	Generator Exps.		1,300.00				
To	Gen. Exps		5,359.00				
To	Insurance		56,161.00				
To	Financial Expenses	"K"	16,56,158.05				
To	Misc repair		29,580.00				
To	Legal Expenses		19,480.00				
To	Loan Processing fee		9,950.00				
To	News Paper & Magazine		91,617.00				
To	NAAC		1,46,776.00				
To	Opening Ceremony B.ED		14,250.00				
To	Petrol for Bike		36,000.00				
To	Refreshment Paper		3,690.00				
To	Printing & Stationery		57,859.00				
To	Postage & Telegram A/c		4,758.00				
To	Salary ETT Staff		24,32,000.00				
To	Salary		73,70,331.00				
To	Staff Welfare Exps.		80,965.00				
To	Student Welfare a/c		1,14,500.00				
To	Staff Development a/c		12,308.00				
To	Telephone Exps.		1,18,959.16				
To	White Wash expneses		2,24,195.00				
To	Travelling expenses		2,86,799.00				
To	University Fee 2016-17		27,96,230.00				
To	Youth Festival 2015-16		75,000.00				
To	Depreciation		20,27,332.34				
To	Loss on Sale of Tata Ace		2,07,278.83				
To	Corpus Donation to Guru Ram Dass Education Society, Jallalabad		46,63,500.00				
To	Excess of Income Over Expenditure		87,30,949.97				
TOTAL			3,26,12,539.00		TOTAL		3,26,12,539.00

Date: 31.10.2017
Place: Chandigarh

For Guru Ram Dass Edu. Trust

(Trustee)

(Chairman)

Auditor's Report

As per our separate report of even date attached hereto.

For RUPESH PARIKSHIT & ASSOCIATES
CHARTERED ACCOUNTANTS
PRN 017309N

(Parikshit Aggarwal)
(Partner)

Mem No. 096951

GURU RAM DASS EDUCATIONAL TRUST
Schedule of Fixed Assets as at 31.03.2017

SCHEDULE - 'C'

S. No.	PARTICULARS	RATE	BALANCE AS ON 01.04.2016	ADDITIONS BEFORE 30.09.2016	ADDITIONS AFTER 30.09.2016	SOLD DURING THE YEAR	Amount of Loss transfer to P & L	Total	DEPRECIATION DURING THE YEAR	BALANCE AS ON 31.03.2017
	Fixed assets									
1	Land	0%	30,375.00	-	-	-	-	30,375.00	-	30,375.00
2	Car	15%	1,69,567.24	-	-	-	-	1,69,567.24	25,135.09	1,44,132.15
3	Computers	60%	14,637.40	-	-	-	-	14,637.40	8,782.44	5,854.96
4	Furniture	10%	10,16,482.46	7,300.00	1,55,200.00	-	-	11,78,982.46	1,10,138.25	10,68,844.22
5	Generator	15%	1,52,154.40	-	-	-	-	1,52,154.40	22,823.16	1,29,331.24
6	Inverter	15%	16,249.65	-	-	-	-	16,249.65	2,437.45	13,812.20
7	Grass Cutting Machine	15%	29,040.74	-	-	-	-	29,040.74	4,356.11	24,684.63
8	Lab Equipment	15%	2,21,580.67	1,87,280.00	4,000.00	-	-	4,12,860.67	61,629.10	3,51,231.57
9	Library Books	100%	3,007.50	51,550.00	-	-	-	54,557.50	54,557.50	-
10	Mobile	15%	92,216.17	-	1,43,700.00	-	-	2,35,916.17	1,647.01	2,19,509.55
11	Sports Material	10%	13,768.68	-	-	-	-	13,768.68	16,406.62	11,703.38
12	Water Cooler	15%	37,869.36	-	-	-	-	37,869.36	2,065.30	2,188.95
13	Water Filter	15%	2,21,171.61	2,93,573.00	81,102.00	-	-	5,95,846.61	83,294.34	5,12,552.27
14	Electric Goods & Equipments	15%	48,060.81	32,350.00	-	-	-	80,410.81	12,061.62	68,349.19
15	Air Conditioner	15%	1,221.61	-	-	-	-	1,221.61	183.24	1,038.36
16	Refrigerator	15%	23,080.30	-	-	-	-	23,080.30	3,462.05	19,618.26
17	Television	15%	2,099.60	-	-	-	-	2,099.60	314.94	1,784.66
18	Fan Machine	60%	10,763.48	-	-	-	-	10,763.48	6,458.09	4,305.39
19	Printer	15%	1,86,111.03	-	-	-	-	1,86,111.03	27,916.65	1,58,194.38
20	Car Tata Winger	15%	11,55,648.89	-	-	-	-	11,55,648.89	1,73,347.33	9,82,301.55
21	Car- Mitsubishi Montero	15%	30,456.96	21,000.00	-	-	-	51,456.96	7,718.54	43,738.42
22	Water Purifier	15%	43,341.68	-	-	-	-	43,341.68	9,538.75	33,802.92
23	Motor Cycle	15%	79,96,581.52	-	40,500.00	-	-	80,461,581.52	9,48,836.45	70,972,745.07
24	Building	10%	24,710.85	7,18,433.00	15,46,700.00	-	-	22,96,843.85	3,706.63	21,004.23
25	CCTV Camera	15%	3,57,278.83	-	-	1,50,000.00	2,07,278.83	3,18,464.93	47,769.74	2,70,695.19
26	Tata Ace	15%	3,18,464.93	-	-	-	-	3,18,464.93	3,15,451.44	17,87,558.15
27	Car Ritz	15%	21,03,009.59	-	-	-	-	21,03,009.59	71,314.10	4,04,113.21
28	College Buses	15%	4,75,427.31	-	-	-	-	4,75,427.31	-	-
29	Car	15%	-	-	-	-	-	-	-	-
	Amr. Trfd. to balance sheet		1,47,95,358.34	13,21,486.00	19,21,202.00	1,50,000.00	2,07,278.83	1,77,30,767.51	20,27,332.34	1,57,03,435.18




Signature
Guru Ram Dass B. Ed. College
Jalalabad (W)

GURU RAM DASS EDUCATIONAL TRUST
Schedule of Fixed Assets as at 31.03.2018

SCHEDULE 'F'

S. No.	PARTICULARS	RATE	BALANCE AS ON 01.04.2017	ADDITIONS BEFORE 30.09.2017	ADDITIONS AFTER 30.09.2017	DELETED DURING THE YEAR	Amount of Loss transfer to P & L	Total	DEPRECIATION DURING THE YEAR	BALANCE AS ON 31.03.2018
Fixed assets										
1	Land	0%	30,375.00					30,375.00		30,375.00
2	Car	15%	144,132.15	1,329,676.00				1,473,808.15	221,101.22	1,252,706.93
3	Computers	40%	5,854.96	361,200.00				367,054.96	146,821.96	220,232.99
4	Furniture	10%	1,068,844.22	5,843.00	26,000.00			1,094,687.22	188,768.72	905,918.50
5	Generator	15%	129,331.24					129,331.24	19,399.68	109,931.56
6	Inverter	15%	13,812.20					13,812.20	2,071.83	11,740.37
7	Grass Cutting Machine	15%	24,684.63					24,684.63	3,702.69	20,981.94
8	Lab Equipment	15%	351,281.57	12,945.00				364,226.57	54,628.49	309,598.08
9	Library Books	40%		15,065.00	2,000.00			17,065.00	6,428.00	10,637.00
10	Matski	15%	9,333.07					9,333.07	1,417.46	7,915.61
11	Sports Material	10%	219,509.55					219,509.55	21,950.95	197,558.60
12	Water Cooler	15%	11,703.38					11,703.38	1,755.51	9,947.87
13	Water Filter	15%	32,188.95					32,188.95	4,828.34	27,360.61
14	Electric Goods & Equipments	15%	512,552.27					512,552.27	76,882.84	435,669.43
15	Air Conditioner	15%	68,349.19					68,349.19	10,252.38	58,096.81
16	Refrigerator	15%	1,038.36					1,038.36	154.75	883.61
17	Television	15%	19,618.26					19,618.26	2,942.74	16,675.52
18	Photostat Machine	15%		57,200.00				57,200.00	8,580.00	48,620.00
19	Fax Machine	15%	1,784.66					1,784.66	267.70	1,516.96
20	Printer	40%	4,305.89					4,305.89	1,722.16	2,583.73
21	Car Tata Winger	15%	158,194.38					158,194.38	23,729.16	134,465.22
22	Car- Mitsubishi Montero	15%	982,301.55					982,301.55	147,345.23	834,956.32
23	Water Purifier	15%	43,738.42					43,738.42	6,560.76	37,177.65
24	Motor Cycle	15%	74,302.92					74,302.92	11,145.44	63,157.49
25	Building	10%	9,312,878.07					9,312,878.07	931,287.81	8,381,590.26
26	CCTV Camera	15%	21,004.23					21,004.23	3,150.63	17,853.59
27	Car Fiat	15%	270,695.19					270,695.19	40,604.38	230,090.81
28	College Buses	15%	1,787,558.15	827,016.00				2,614,574.15	392,186.12	2,222,388.03
29	Car	15%	404,113.21					404,113.21	60,616.98	343,496.23
	Aml. Trfd. to balance Sheet		15,703,435.16	2,610,595.00	28,000.00			18,342,030.16	2,310,500.87	16,031,529.30



**GURU RAM DASS EDUCATIONAL TRUST
INCOME & EXPENDITURE ACCOUNT
FOR THE YEAR ENDING 31ST MARCH, 2019**

Expenditure		SCH	Total (Rs.)	Income		SCH	Total (Rs.)
To	Advertisement & Publicity		66,350.00	By	Fees Received		18,964,792.00
To	Bank Charges		15,600.36	By	Saving Bank Interest		5,151.00
To	Building Repair		423,730.00	By	Interest on FDR		463,463.00
To	Car Repair		31,000.00				
To	Cartage		3,870.00				
To	Cleaning Material		7,336.00				
To	Computer Repair		46,636.00				
To	Cultural Activities		82,965.00				
To	Diesel & Genertor Exp.		287,469.00				
To	Electricity charges		286,193.00				
To	Labour expenses		60,150.00				
To	EPF Contribution		226,098.00				
To	EPF Interest & Penalty		6,300.00				
To	General Exps.		3,077.00				
To	Insurance		53,977.00				
To	Financial Expenses	"I"	1,839,705.20				
To	Legal Exps.		19,840.00				
To	Misc Repair		71,009.00				
To	News Paper & Magzines		14,925.00				
To	Late fees on TDS		1,660.00				
To	Vehicle Running Exps		36,000.00				
To	Postage & Telegram		13,379.00				
To	Printing And Stationery		143,821.00				
To	Professional Charges		11,800.00				
To	Salary		9,900,126.00				
To	Staff Welfare		105,223.00				
To	Students Welfare		303,407.00				
To	SCERT Examination Fee		40,475.00				
To	Telephone Exps.		89,935.00				
To	Travelling Exps.		257,327.00				
To	University Fee 2017		2,701,950.00				
To	Youth Festival Exps.		125,500.00				
To	Depreciation		2,186,268.51				
To	Audit Fee		17,500.00				
To	White Wash Expenses		181,720.00				
To	Excess of income Over Expenditure		(228,916.07)				
TOTAL			19,433,406.00	TOTAL			19,433,406.00

Date: 31.10.2019
Place: Chandigarh

For Guru Ram Dass Edu. Trust

(Trustee)

(Chairman)


Auditor's Report

As per our separate report of even date attached hereto.

For **RUPESH PARIKSHIT & ASSOCIATES**
CHARTERED ACCOUNTANTS
FRN 017309N

(Parikshit Aggarwal)
(Partner)

Mem No. 096951


Guru Ram Dass B.Ed. College
Batala (Punjab)

GURU RAM DASS EDUCATIONAL TRUST
Schedule of Fixed Assets as at 31.03.2019

S. No.	PARTICULARS	RATE	BALANCE AS ON				SOLD DURING THE YEAR	Amount of Loss transfer to P & L	Total	DEPRECIATION DURING THE YEAR	BALANCE AS ON 31.03.2019
			01.04.2018	ADDITIONS BEFORE 30.09.2018	ADDITIONS AFTER 30.09.2018	30.09.2018					
1	Land	0%	30,375.00					30,375.00		30,375.00	
2	Car	15%	1,252,906.93					1,252,906.93	187,936.04	1,064,970.89	
3	Computers	40%	220,232.98					227,732.98	89,593.19	1,38,139.79	
4	Furniture	10%	991,918.50		7,500.00			1,206,018.50	109,896.85	1,096,121.65	
5	Generator	15%	109,931.55		214,100.00			109,931.55	16,489.73	93,441.82	
6	Inverter	15%	11,740.37	4,200.00	10,050.00			25,990.37	3,144.81	22,845.57	
7	Grass Cutting Machine	15%	20,981.93					20,981.93	3,147.29	17,834.64	
8	Lab Equipment	15%	309,550.09					309,550.09	46,432.51	263,117.57	
9	Library Books	40%	10,639.00	56,128.00				66,767.00	26,706.80	40,060.20	
10	Mobile	15%	9,165.61	11,000.00				19,165.61	3,024.84	17,140.77	
11	Sports Material	10%	197,558.60					197,558.60	19,755.86	177,802.74	
12	Water Cooler	15%	9,947.87					9,947.87	1,492.18	8,455.69	
13	Water Filter	15%	27,360.61					27,360.61	4,104.09	23,256.52	
14	Electric Goods & Equipments	15%	435,669.43	12,400.00	7,950.00			456,019.43	67,806.66	388,212.76	
15	Air Conditioner	15%	58,096.81					58,096.81	8,714.52	49,382.29	
16	Refrigerator	15%	882.61					882.61	132.39	750.22	
17	Television	15%	16,675.52					16,675.52	2,501.33	14,174.19	
18	Photostat Machine	15%	48,620.00					48,620.00	7,293.00	41,327.00	
19	Fax Machine	15%	1,516.96					1,516.96	227.54	1,289.42	
20	Printer	40%	2,583.23					2,583.23	1,033.29	1,549.94	
21	Car Tata Winger	15%	134,465.22					134,465.22	20,169.78	114,295.44	
22	Car- Mitsubishi Montero	15%	834,956.32					834,956.32	125,243.45	709,712.87	
23	Water Purifier	15%	37,177.65					37,177.65	5,576.65	31,601.00	
24	Motor Cycle	15%	63,157.49					63,157.49	9,473.62	53,683.86	
25	Building	10%	8,381,590.26					8,381,590.26	838,159.03	7,543,431.23	
26	CCTV Camera	15%	17,853.59					17,853.59	2,678.04	15,175.55	
27	Car Ritz	15%	230,090.91					230,090.91	34,513.64	195,577.27	
28	College Buses	15%	2,222,388.03					2,222,388.03	333,358.20	1,889,029.82	
29	Car	15%	343,496.23		2,215,183.00			2,215,183.00	51,524.43	291,971.80	
30	Car Innova Crysta	15%							166,138.73	2,049,044.28	
	Amt. Trfd. to balance sheet		16,031,529.30	83,728.00	2,454,783.00			18,570,040.30	2,186,268.51	16,383,771.80	



Prithvi
Guru Ram Dass B. Ed. Collie
 Jalalabad (w)

**GURU RAM DASS EDUCATIONAL TRUST
INCOME & EXPENDITURE ACCOUNT
FOR THE YEAR ENDING 31ST MARCH, 2020**


Expenditure	SCH	Total (Rs.)	Income	SCH	Total (Rs.)
To Advertisement & Publicity		2,37,410	By Fees Received		2,37,02,950
To Bank Charges		22,055	By Saving Bank Interest		5,99,988
To Building Repair		2,55,414	By Interest on FDR		6,246
To Car Repair		50,119	By Interest on refund of TDS		16,889
To Cartage		13,500			
To Cleaning Material		13,671			
To Computer Repair		44,709			
To Cultural Activities		2,22,975			
To Diesel & Generator Exp		2,23,545			
To Electricity charges		4,39,760			
To Labour expenses		19,350			
To EPF Contribution		1,07,332			
To EPF Interest & Penalty		9,063			
To General Exps.		2,562			
To Insurance		28,680			
To Financial Expenses	11	18,54,199			
To Legal Exps.		8,700			
To Generator Repair		13,700			
To News Paper & Magazines		34,000			
To Late fees on HDS		5,300			
To Vehicle Running Exps		36,000			
To Postage & Telegram		5,437			
To Printing And Stationery		83,440			
To NCTE Processing Fees		15,000			
To Salary		1,02,79,641			
To Staff Welfare		3,15,529			
To SCERT Examination Fee		30,180			
To Telephone Exps.		21,271			
To Travelling Exps.		3,34,930			
To University Fee 2019		28,01,455			
To Youth Festival Exps		1,52,460			
To Depreciation		24,11,372			
To Audit Fee		34,000			
To Seminar Expenses		74,090			
To Skills in IG 2020		1,57,300			
To Misc Repair		65,293			
To Internet Expenses		69,500			
To Round off		0.34			
To Excess of Income Over Expenditure		38,33,130			
TOTAL		2,43,26,073	TOTAL		2,43,26,073


Date : 10.01.2021
Place: Chandigarh
UDIN: 21096951AAAAAN5160


For Guru Ram Dass Edu. Trust

Auditor's Report

As per our separate report of
even date attached hereto.


(Trustee)


(Chairman)

For **PARIKSHIT & ASSOCIATES**
CHARTERED ACCOUNTANTS
147N 017309N
5 CHARTERED ACCOUNTANTS

(Parikshit Aggarwal)


Guru Ram Dass B.Ed. College
Jalalabad (w)

GURU RAM DASS EDUCATIONAL TRUST
 Schedule of Fixed Assets as at 31.03.2020

SCHEDULE - 'E'

S. No.	PARTICULARS	RATE	BALANCE		ADDITIONS BEFORE	ADDITIONS AFTER	Total	DEPRECIATION DURING THE YEAR	BALANCE AS ON
			AS ON 01.01.2019	30.09.2019					
1	Land	0%	30,375				30,375		30,375
2	Car	15%	10,61,971				10,61,971	1,59,716	9,02,255
3	Computers	40%	1,38,140				1,38,140	55,256	82,884
4	Furniture	10%	10,96,122				13,71,561	1,34,176	12,40,385
5	Generator	15%	93,442	2,12,839	65,600		1,05,642	15,816	89,796
6	Inverter	15%	22,816	12,200			22,846	3,427	19,419
7	Grass Cutting Machine	15%	17,835				17,835	2,675	15,159
8	Lab Equipment	15%	2,63,118	19,000			2,82,118	42,318	2,39,800
9	Library Books	40%	40,060	21,570			61,630	25,852	38,778
10	Mobile	15%	17,141				17,141	2,571	14,570
11	Sports Material	10%	1,77,803				1,77,803	17,780	1,60,022
12	Water Cooler	15%	8,456				8,456	1,268	7,187
13	Water Filter	15%	23,257				23,257	3,488	19,768
14	Electric Goods & Equipments	15%	3,88,213	1,75,920			3,88,213	58,232	3,29,981
15	Air Conditioner	15%	49,382				2,25,302	33,795	1,91,507
16	Refrigerator	15%	750				750	113	638
17	Television	15%	14,174				14,174	2,126	12,048
18	Photostat Machine	15%	41,327				41,327	6,199	35,128
19	Fax Machine	15%	1,289				1,289	193	1,096
20	Printer	40%	1,550	15,800			17,350	6,940	10,410
21	Car Tata Winger	15%	1,14,295				1,14,295	17,144	97,151
22	Car-Mitsubishi Montero	15%	7,09,713				7,09,713	1,06,457	6,03,256
23	Water Purifier	15%	31,601				31,601	4,740	26,861
24	Motor Cycle	15%	53,684				53,684	8,053	45,631
25	Building	10%	75,43,431	28,25,130			1,03,68,561	10,36,856	93,31,705
26	CCTV Camera	15%	15,176				15,176	2,276	12,899
27	Car Ritz	15%	1,95,577				1,95,577	29,337	1,66,241
28	College Buses	15%	18,89,030				18,89,030	2,83,351	16,05,675
29	Car	15%	2,91,972				2,91,972	43,796	2,48,176



[Signature]
 GURU RAM DASS B. ED. COLLEGE
 Palatopad (W)

GURU RAM DASS EDUCATIONAL TRUST
BALANCE SHEET AS AT 31.03.2021

LIABILITIES	SCH	AMOUNT (RS.)	ASSETS	SCH	AMOUNT (RS.)
CAPITAL FUND			FIXED ASSETS	"E"	1,63,00,192
- Corpus Fund		3,200			
RESERVE AND SURPLUS	"A"	2,76,94,470	CURRENT ASSETS, LOANS AND ADVANCES		
SECURED LOANS			Sundry Debtors	"F"	1,40,98,064
- Term Loans	"B"	87,56,903	Cash and Bank Balances	"G"	1,80,09,838
- Overdraft A/c		94,44,085	Loans and Advances	"H"	9,40,832
CURRENT LIABILITIES & PROVISIONS					
Sundry Creditors		51,000			
Expenses Payable	"C"	22,71,868			
Securities	"D"	1,25,390			
TOTAL (RS.)		4,83,48,927	TOTAL (RS.)		4,83,48,927

Date: 31.03.2022
Place: Chandigarh
UDIN: 22091305AGDPM14281
For Guru Ram Dass Edu. Trust

(Trustee) (Chairman)

Auditor's Report
As per our separate report of even date attached hereto

For A.B SINGH & ASSOCIATES
CHARTERED ACCOUNTANTS
FRN 038884N

(Auditor) A.B. Singh
(Partner)
Mem No. 091305

A.B. Singh
Guru Ram Dass B.Ed. College
Jalalabad (w)

GURU RAM DASS EDUCATIONAL TRUST
INCOME & EXPENDITURE ACCOUNT
FOR THE YEAR ENDING 31ST MARCH, 2021
 1,96,06,850.52

Expenditure	SCH	Total (Rs.)	Income	SCH	Total (Rs.)
To Advertisement & Publicity		1,89,944	By Fees Received		1,87,94,300
To Bank Charges		26,607	By Saving Bank Interest		1,745
To Building Repair		1,96,998	By Interest on FDR		4,64,056
To Car Repair		32,085			
To Cartage		16,130			
To Cleaning Material		18,740			
To Computer Repair		27,890			
To Cultural Activities		56,100			
To Diesel & Generator Expenses		2,60,997			
To Electricity charges		3,64,010			
To Labour expenses		57,550			
To EPF Contribution		3,46,694			
To Crockery		56,160			
To General Expenses		9,260			
To Insurance		22,353			
To Financial Expenses	"I"	17,61,120			
To Legal Expenses		1,70,700			
To Festival Expenses		99,700			
To News Paper & Magazines		15,000			
To Direct Counselling Fees		34,800			
To Entertainment Expenses		3,64,582			
To Postage & Telegram		2,018			
To Printing And Stationery		59,050			
To NIT Affiliation Fee		1,00,000			
To Salary		1,13,21,449			
To Staff Welfare		54,339			
To SCERT Examination Fee		29,700			
To Telephone Expenses		18,979			
To Travelling Expenses		80,185			
To Student Welfare Expenses		74,100			
To Depreciation	"E"	21,30,506			
To Audit Fee		15,000			
To Gardening Expenses		12,485			
To University Fees		14,48,707			
To Misc. Repair		58,140			
To Internet Expenses		38,792			
To Petrol Expenses		36,000			
To Loss on Sale of Assets		5,84,594			
Excess of Expenditure Over Income					9,31,343
TOTAL		2,01,91,444	TOTAL		2,01,91,444

Date : 31.03.2022
 Place: Chandigarh
 UDIN: 22091305AGDPMJ4281

For Guru Ram Dass Edu. Trust

(Trustee)

(Chairman)

Auditor's Report

As per our separate report of even date attached hereto.

For A.B SINGH & ASSOCIATES
 CHARTERED ACCOUNTANTS
 FRN 038884N

(Arvinder Bir Singh)
 (Partner)

Mem No. 091305

Principal
 Guru Ram Dass B.Ed. College
 Jalalabad (w)

